

hrn cheat sheet

Moving around

←,↑,↓,→ or h,j,k,l	Move selection; → and l expand node if applicable
g , <i>Home</i>	Move selection to root node

Tree controls

<i>Space</i>	Collapse or expand selected node (toggle)
x	Expand entire subtree of selected node
X	Expand <i>all</i> nodes
c	Collapse entire subtree of selected node
C	Collapse all nodes except branch containing selected node

View controls

v	Toggle between “list view” and “mind map view”
s	Toggle subtree view (pivot to selected node or turn off)

Tree manipulation

a	Add new child before existing
A , <i>Tab</i>	Add new child after existing
i , <i>Enter</i>	Insert new sibling after selected node
I	Insert new sibling before selected node
d , <i>Delete</i>	Delete selected node and all its children
J	Move selected node down amongst its siblings
K	Move selected node up amongst its siblings




Node manipulation

t	Toggle selected node's icon
e	Edit selected node's caption
E	Edit selected node's linked file
f	Display selected node's linked file
F	Edit selected node's linked file

Program controls

w	Save
q	Quit
Q	Force quit
/	Search
n	Go to next search match
N	Go to previous search match
/ ESC	End search highlighting
Ctrl + c	Force quit (same as Q)
Ctrl + z	Suspend (return to shell, fg to resume)

Icon legend

· ✓ ✕ ...	Item state: default, done, cancelled, in progress
	Node has linked file
	Node is collapsed but has children
	Subtree view is active (on root node)